客户至上，全心全意，至诚至信，持续改进

CUSTOMER FIRST · WHOLEHEARTED · SINCERE · CONTINUOUS IMPROVEMENT

华岩 HUAYAN GAS EQUIPMENT

公司名称：徐州华岩气体设备有限公司

办公地址：江苏省徐州邳州市运河街道
通城写字楼6楼

工厂地址：江苏省徐州经济技术开发区杨山路

电话：86-516-86622960

邮箱：mail@huayanmail.com

网址：www.equipmentcn.com

Company Name : Xuzhou Huayan Gas Equipment Co.,ltd

Office Add : 6F, Tongcheng Office Building, Yunhe Street, Pizhou City,
Jiangsu Province, China

Factory Add :No.99 Yangshan Road,Xuzhou City ,Jiangsu Province

Tel : 86-516-86622960

Mail : mail@huayanmail.com

Website :www.equipmentcn.com

华岩 HUAYAN GAS EQUIPMENT

隔膜式压缩机

DIAPHRAGM COMPRESSOR

徐州华岩气体设备有限公司

XUZHOU HUAYAN GAS EQUIPMENT CO., LTD

华岩 HUAYAN
GAS EQUIPMENT

Catalog
目 录 >>

公司简介
Company Profile

徐州华岩气体设备有限公司，是一家专业从事进出口业务的气体压缩机供应商，公司总部设在中国江苏省徐州市，占地面积91260平方米，从事气体压缩机至今，公司积累了丰富的设计与制造经验，具有专业而强大的锻造、铸造、热处理、焊接、机械加工、装配试验等生产加工能力，和配套齐全的技术检测设备及手段，可以根据用户的使用条件进行产品的变形设计、制造和安装，目前已形成了年产500台各种气体压缩机规模，目前公司生产的压缩机排气压力最高可达50MPa，其产品覆盖了国防军工、航空航天、核电能源、石油化工等领域。

我们的气体压缩机产品已出口到全球几十个国家，主要有：印尼、埃及、越南、韩国、泰国、芬兰、澳大利亚、捷克、乌克兰、俄罗斯等国家，能够为全球的每一位客户提供成套的一站式解决方案，我们公司保证以高质量产品、优质的服务态度让每位客户放心和安心。

Xuzhou Huayan Gas Equipment Co., Ltd.,Is a leading gas compressors provider,The company is headquartered in Xuzhou City, Jiangsu Province, China.Covers an area of 91,260 ㎡,Since the production of gas compressors in 1965,Our company has accumulated rich design and manufacturing experience,Has professional forging, casting, heat treatment, welding, machining, assembly test and other production and processing capabilities,And complete technical testing equipment and methods,We can design, manufacture and install products according to the parameters of customers.An annual output of 500 sets of various gas compressors has been formed.At present, the compressor outlet pressure produced by the company can reach up to 50MPa,Our products cover the fields of food and medicine, metallurgy, electronics, textiles, clean energy, aerospace, nuclear power, petrochemical and other fields.

Our products have been exported to dozens of countries around the world, Mainly: Indonesia, Egypt, Vietnam, South Korea, Thailand, Finland, Australia, Czech Republic, Ukraine, Russia and other countries,We can provide complete one-stop solutions for every customer around the world,Our company guarantees that every customer is assured with high-quality products and excellent service attitude.

公司证书
Company Certificate

营业执照 Business License



对外贸易登记表
Foreign Trade Registration

开户许可证 Account opening license

CE 认证制氧机 CE certificate for Oxygen Generator

CE 认证隔膜活塞压缩机
CE CERTIFICATE FOR GAS COMPRESSOR

CE 无油氧气压缩机认证
CE CERTIFICATE FOR OIL FREE OXYGEN COMPRESSOR

加工设备
Processing Equipment

产品特点及优势
Technical Advantage

产品特点	密封性能好： 隔膜压缩机是一种特殊结构的容积式压缩机，气体不需要润滑，密封性能好，压缩介质不与任何润滑剂接触，在压缩过程中不会产生任何污染，特别适合应用于高纯（99.9999%以上）、珍贵稀有、极强腐蚀性、有毒有害、易燃易爆、有放射性气体的压缩、输送及充瓶。 气缸散热性能良好： 隔膜压缩机工作缸散热性能良好，接近等温压缩，可以采用较高的压缩比，适合压缩高压气体。
技术优势	1、隔膜压缩机转速低，延长易损件使用寿命。新型的膜腔曲线提高了压缩机的容积效率，优化了气阀调型，膜片采用特殊的热处理方式，大大提高了使用寿命。 2、采用了高效冷却器，使得整机温度低、效率高，可适当延长润滑油、O形圈、气阀弹簧的寿命。在满足工艺参数的条件下，结构更加先进、合理、节能。 3、膜头采用镶嵌式双O形圈密封，其密封效果远远优于敞开式膜头。 4、膜片破裂报警结构先进、合理、可靠，膜片安装时无方向性，便于更换。 5、整个设备的零部件集中在一个撬装底盘上，便于运输、安装和管理。

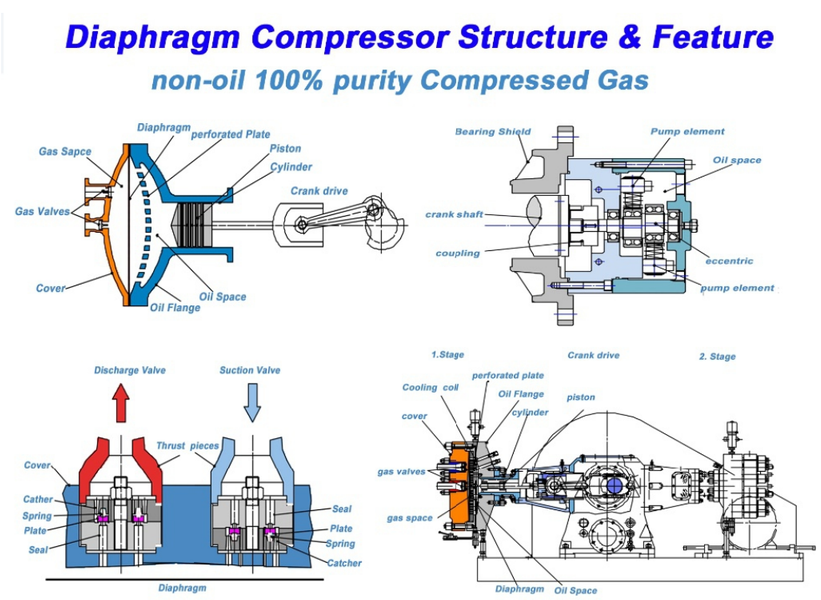

Product features	1. Good sealing performance: Diaphragm compressor is a kind of special structure positive displacement compressor, the gas does not need lubrication, good sealing performance, the compression medium does not contact with any lubricant, will not produce any contamination in the compression process, Especially suitable for high purity (99.9999% above), rare, highly corrosive, toxic ,harmful, flammable , explosive and radioactive gas compression, transportation and bottle filling. 2.Cylinder heat dissipation performance is good: Compressor cylinder heat dissipation performance is good, close to isothermal compression, can use high compression ratio, suitable for compression of high pressure gas.
Technological advantage	1. Low of speed prolong the service life of wearing parts. The new membrane cavity curve improves the volume efficiency.optimizes the gas valve profile, and the diaphragm adopts a special heat treatment method, greatly prolongs the service life. 2. the use of high efficiency cooler, so that the temperature is low, high efficiency, can properly extend the life of lubricating oil, O–ring, valve spring. Under the condition of meeting the technological parameters, the structure is more advanced, reasonable and energy saving. 3. the cylinder head using Mosaic double O–ring seal, its sealing effect is far better than open head. 4. diaphragm rupture alarm structure advanced, reasonable, reliable, diaphragm installation is non–directional, easy to replace. 5. The parts of the whole equipment are concentrated on a common skid which is easy to transport, install and operation.

氢能用产品系列

Product series for hydrogen application

最高排气压力：87MPa	Max. discharge pressure: 87MPa
流量范围：100 ~ 1000NM^3/h	Flow range: 100 ~ 1000NM^3/h
电机功率：15 ~ 185kw	Motor power: 15 ~ 185kw

45MPa加氢站隔膜压缩机
45MPa diaphragm compressor for hydrogenation station

序号 No	日加氢量 capacity (Kg / d)	型号 Model	进气压力 inlet pressure (MPa)	排气压力 outlet pressure (Mpa)	容积流量 flow (Nm^3/h)	电机功率 motor power (KW)
1	100	GZ–100/125–450	5.0 ~ 20	45	100	15
2	200	GZ–200/125–450	5.0 ~ 20	45	200	30
3	300	GZ–350/125–450	5.0 ~ 20	45	350	37
4	500	GD–500/125–450	5.0 ~ 20	45	500	55
5	1000	GD–1000/125–450	5.0 ~ 20	45	1000	110

87MPa加氢站隔膜压缩机
87MPa diaphragm compressor for hydrogenation station

序号 No	日加氢量 capacity (Kg / d)	型号 Model	进气压力 inlet pressure (MPa)	排气压力 outlet pressure (Mpa)	容积流量 flow (Nm^3/h)	电机功率 motor power (KW)
1	200	GZ–200/200–870	20	87	200	30
2	200	GD–200/150–1000	10 ~ 20	100	200	45
3	500	GD–500/150–1000	10 ~ 20	100	500	90
4	800	GD–800/150–1000	10 ~ 20	100	500	160

氢气充装隔膜压缩机
diaphragm compressor Hydrogen filling

序号 No	型号 Model	进气压力 inlet pressure (Mpa)	排气压力 outlet pressure (Mpa)	容积流量 flow (Nm^3/h)	电机功率 motor power (KW)
1	GD–170/17–220	1.7	22	170	37
2	GD–220/17–220	1.7	22	220	45
3	GD–360/17–220	1.7	22	360	75
4	GD–420/18–220	1.8	22	420	90
5	GD–650/19–220	1.9	22	650	132
6	GD–1000/19–220	1.9	22	1000	185

现场制氢加氢站用隔膜压缩机
Diaphragm compressor for on–site hydrogenation station

序号 No	型号 Model	进气压力 inlet pressure (Mpa)	排气压力 outlet pressure (Mpa)	容积流量 flow (Nm^3/h)	电机功率 motor power (KW)
1	GD–100/15–220	1.5	22	100	37
2	GD–150/15–450	1.5	45	150	45
3	GD–220/15–450	1.5	45	220	75
4	GD–240/15–450	1.5	45	240	90
5	GD–350/15–450	1.5	45	350	132
6	GD–620/15–450	1.5	45	620	185






GD型隔膜压缩机
Hydrogen Diaphragm Compressor

主要性能参数 main specifications

结构形式：D型，对称平衡式	structure: vertical opposite balance
活塞行程：130mm ~ 210mm	stroke:130mm ~ 210mm
最大活塞力：40KN ~ 160KN	max piston force:40KN ~ 160KN
最大排气压力：100MPa	max discharge pressure:100MPa
流量范围：30 ~ 2000Nm^3/h	flow range:30 ~ 2000Nm^3/h
电机功率：22KW ~ 200KW	motor power:22KW ~ 200KW
曲轴转速：420rpm	speed:420rpm
冷却方式：水冷/风冷（可选）	cooling method: air/water







GD series diaphragm compressor parameter table

	Model	Cooling water (L/h)	Flow (Nm³/h)	Inlet pressure (MPa)	Outlet pressure (MPa)	Dimensions L×W×H(mm)	Weight (Kg)	Motor Power (kW)
1	GD-120/4-80	3000	120	0.4	8.0	3000×1600×1400	4000	30
2	GD-130/0.98-11	3000	130	0.098	1.1	3000×1800×1600	4000	30
3	GD-150/2-20	3000	150	0.2	2.0	3000×1800×1600	4000	37
4	GD-100/0.1-5	4000	100	0.01	0.5	2800×1500×1500	3000	18.5
5	GD-100/5.5-200	5000	100	0.55	20	3200×2000×1600	4500	45
6	GD-80/0.12-4	5000	80	0.012	0.4	2800×1600× 1500	3800	15
7	GD-60/0.3-6	4000	60	0.03	0.6	2800×1600×1500	4000	15
8	GD-70/0.1-8	3800	70	0.01	0.8	3000×1600×1250	5000	18.5
9	GD-40/0.02-160	5000	40	0.02	16	2800×1460×1530	3000	22
10	GD-100/0.5-6	2000	100	0.05	0.6	3000×2000×1560	6000	18.5
11	GD-36/1-150	4000	36	0.1	15	3000×1500×1500	4000	45
12	GD-35/0.7-300	4000	35	0.07	30	3000×1600×1500	4000	22
13	GD-500/15-35	4500	500	1.5	3.5	3000×2000×1700	4000	45
14	GD-150/15-210	4500	150	1.5	21	3200×1700×1600	4000	45
15	GD-120/8-220	4500	120	0.8	22	3200×1700×1600	3800	45
16	GD-100/9	4500	100	0.0	0.9	3200×1700×1800	4500	22
17	GD-100/1.5-150	4500	100	0.15	15	3200×1700×1800	4500	45
18	GD-40/30	4500	40	0.0	3.0	3200×1700×1800	4000	18.5
19	GD-200/10-15-90	4500	200	1.0-1.5	9.0	3200×1800×1600	4000	37
20	GD-100/7-150	4000	100	0.7	15	3000×1800× 1600	4000	55
21	GD-25/-0.1-47	4000	25	-0.01	4.7	3000×1800×1600	4000	15
22	GD-45/0.5-100	4000	45	0.05	10	3000×1800×1600	4000	30
23	GD-30/0.1-160	4000	30	0.01	16	3000×1800×1600	4000	18.5
24	GD-120/2.5-70	4000	120	0.25	7.0	3000×1800×1600	4000	37
25	GD-135/10-210	4000	135	1.0	21	3000×1600×1400	4000	37
26	GD-60/40-350	4500	60	4.0	35	3000×1800×1600	4000	30
27	GD-95/10-350	4000	95	1.0	35	3000×1600×1400	4000	37
28	GD-220/11-90	4000	220	1.1	9.0	3000×1800×1600	4000	37
29	GD-300/15-220	4500	300	1.5	22	3600×2200×1700	5000	75
30	GD-300/13-210	5000	300	1.3	21	3500×2300×1800	6000	75
31	GD-120/12-350	6500	120	1.2	35	3500×2300×1600	8500	45
32	GD-165/10-250	8000	165	1.0	25	3500×2300×1500	8500	55
33	GD-120/8-350	6500	120	0.8	35	3500×2300×1600	8500	45
34	GD-800/210-320	8000	800	21	32	3500×2300×1500	8500	37
35	GD-420/8-39	6500	420	0.8	3.9	3600×2500×1700	6000	75
36	GD-370/20-200	4500	370	2.0	20	3600×2200×1700	5000	75
37	GD-350/18-210	4500	350	1.8	21	3600×2200×1700	5000	75
38	GD-300/8-120	4500	300	0.8	12	3600×2200×1700	5000	75
39	GD-308/4	10000	308	0	0.4	4200×3200×2600	10000	55
40	GD-180/8.5	5000	180	0	0.85	4200×3200×2600	10000	55

GL型隔膜压缩机
GL Diaphragm Compressor

主要性能参数 main specifications

结构形式：L型	structure: L type
活塞行程：110mm ~ 180mm	stroke:110mm ~ 180mm
最大活塞力：20KN ~ 40KN	max piston force:20KN ~ 40KN
最大排气压力：100MPa	max discharge pressure:100MPa
流量范围：10 ~ 1000Nm^3/h	flow range:10 ~ 1000Nm^3/h
电机功率：7.5KW ~ 90KW	motor power:7.5KW ~ 90KW
曲轴转速：420rpm	speed:420rpm
冷却方式：水冷/风冷（可选）	cooling method: air/water





GL series diaphragm compressor parameter table

	Model	Cooling water (L/h)	Flow (Nm³/h)	Inlet pressure (MPa)	Outlet pressure (MPa)	Dimensions L×W×H(mm)	Weight (kg)	Motor Power (kW)
1	GL-10/160	1000	10	Atmospheric	16	2200×1200×1300	1600	7.5
2	GL-25/15	1000	25	Atmospheric	1.5	2200×1200×1300	1600	7.5
3	GL-20/12-160	1000	20	1.2	16	2200×1200×1300	1600	7.5
4	GL-70/5-35	1500	70	0.5	3.5	2000×1000×1200	1600	15
5	GL-20/10-150	1500	20	1.0	15	2200×1200×1300	1600	15
6	GL-25/5-150	1500	25	0.5	15	2200×1200×1300	1600	15
7	GL-45/5-150	2000	45	0.5	15	2600×1300×1300	1900	18.5
8	GL-30/10-150	1500	30	1.0	15	2300×1300×1300	1700	11
9	GL-30/5-160	2000	30	0.5	16	2800×1300×1200	2000	18.5
10	GL-80/0.05-4	4500	80	0.005	0.4	3500×1600×2100	4500	37
11	GL-110/5-25	1400	110	0.5	2.5	2800×1800×2000	3600	22
12	GL-150/0.3-5	1100	150	0.03	0.5	3230×1770×2200	4200	18.5
13	GL-110/10-200	2100	110	1	20	2900×2000×1700	4000	30
14	GL-170/2.5-18	1600	170	0.25	1.8	2900×2000×1700	4000	22
15	GL-400/20-50	2200	400	2.0	5.0	4000×2500×2200	4500	30
16	GL-40/100	3000	40	0.0	10	3700×1750×2000	3800	30
17	GL-900/300-500	3000	900	30	50	3500×2350×2300	3500	55
18	GL-100/3-200	3500	100	0.3	20	3700×1750×2150	5200	55
19	GL-48/140	3000	48	0.0	14	3800×1750×2100	5700	37
20	GL-200/6-60	3000	200	0.6	6.0	3800×1750×2100	5000	45
21	GL-140/6-200	5000	140	0.6	20.0	3500×1380×2350	4500	55
22	GL-900/10-15	2500	900	1.0	1.5	3670×2100×2300	6500	37
23	GL-770/6-20	4500	770	0.6	2.0	4200×2100×2400	7600	55
24	GL-90/4-220	6000	90	0.4	22.0	3500×2100×2400	7000	45
25	GL-1900/21-30	3800	1800	2.1	3.0	3700×2000×2400	7000	55
26	GL-300/20-200	4200	300	2.0	20.0	3670×2100×2300	6500	45
27	GL-200/15-200	4000	200	1.5	20.0	3500×2100×2300	6000	45
28	GL-330/8-30	5000	330	0.8	3.0	3570×1600×2200	4000	45
29	GL-150/6-200	5000	150	0.6	20.0	3500×1600×2100	3800	55
30	GL-300/6-25	4500	300	0.6	2.5	3450×1600×2100	4000	45

GV型隔膜压缩机
GV Diaphragm Compressor

主要性能参数 main specifications

结构形式：V型	structure: V type
活塞行程：70mm ~ 130mm	stroke:70mm ~ 130mm
最大活塞力：10KN ~ 30KN	max piston force:10KN ~ 30KN
最大排气压力：50MPa	max discharge pressure:50MPa
流量范围：2 ~ 200Nm^3/h	flow range:2 ~ 200Nm^3/h
电机功率：2.2KW ~ 30KW	motor power:2.2KW ~ 30KW
曲轴转速：420rpm	speed:420rpm
冷却方式：水冷/风冷（可选）	cooling method: air/water







GV series diaphragm compressor parameter table

No.	Model	Cooling water(L/h)	Flow (Nm³/h)	inlet pressure (MPa)	outlet pressure (MPa)	Dimensions L×W×H(mm)	Weight (Kg)	Motor Power (kW)
Piston stroke is 70mm								
1	GV-8/8-160	500	8	0.8	16	1310×686×980	650	3
2	GV-10/6-160	800	10	0.6~0.7	16	1200×600×1100	500	4
3	GV-10/8-160	800	10	0.8	16	1330×740×1080	650	4
4	GV-10/4-160	800	10	0.4	16	1330×740×1000	650	4
5	GV-7/8-350	800	7	0.8	16	1300×610×920	800	4
6	GV-15/5-160	800	15	0.5	16	1330×740×920	700	5.5
7	GV-5/7-350	1000	5	0.7	35	1400×845×1100	800	5.5
Piston stroke is 95mm								
8	GV-5/200	400	5	Atmospheric pressure	20	1500×780×1080	750	3
9	GV-5/1-200	300	5	0.1	20	1520×800×1050	750	3
10	GV-11/1-25	600	11	0.1	2.5	1500×780×1080	850	4
11	GV-12/2-150	1000	12	0.2	15	1600×776×1080	750	5.5
12	GV-20/W-160	800	20	1	16	1500×800×1200	800	5.5
13	GV-30/5-30	800	30	0.5	1	1588×768×1185	980	5.5
14	GV-10/1-40	400	10	0.1	4	1475×580×1000	1000	5.5
15	GV-20/4	600	20	Atmospheric pressure	0.4	1500×900×1100	1000	5.5
16	GV-70/5-10	500	70	0.5	1	1595×795×1220	1000	5.5
17	GV-8/5-210	400	8	0.5	21	1600×880×1160	1020	5.5
18	GV-20/1-25	400	20	0.1	2.5	1450×840×1120	1050	5.5
19	GV-20/10 - 350	1200	20	1	35	1500×750×1140	800	7.5
20	GV-15/5-350	1050	15	0.5	35	1600×835×1200	1000	7.5
21	GV-20/8-250	1200	20	0.8	25	1520×825×1126	1000	7.5
22	GV-12/5-320	1200	12	0.5	32	1600×835×1130	1000	7.5
23	GV-15/8-350	1100	15	0.8	35	1520×820×1160	1020	7.5
24	GV-18/10-350	1200	18	1	35	1255×800×1480	1200	7.5
25	GV-35/4-25	300	35	0.4	2.5	1500×810×1100	1000	7.5
26	GV-50/6.5-36	2250	50	0.65	3.6	1450×850×1120	1048	7.5
27	GV-20/5-200	1200	20	0.5	20	1500×780×1080	800	7.5
Piston stroke is 130mm								
28	GV-20/3-200	1200	20	0.3	20	2030×1125×1430	1800	15
29	GV-25/5 -160	1200	25	0.5	16	1930×1150×1450	1800	15
30	GV-40/0.5-10	1200	40	0.05	1.00	2035×1070×1730	1800	15
31	GV-20/200	1200	20	Atmospheric pressure	20	1850×1160×1400	1850	15
32	GV-90/30-200	1200	90	3	20	2030×970×1700	1800	22
33	GV-30/8-350	2400	30	0.8	35	2030×1125×1430	1800	22
34	GV-30/8-350	2400	30	0.8	35	2040×1125×1430	1800	22
35	GV-60/10-160	3000	60	1	16	1800×1100×1400	1800	22
36	GV-60/5-160	3000	60	0.5	16	2030×1125×1430	1800	22
37	GV-40/10-400	2000	40	1	40	2000×1150×1500	1800	22
38	GV-60/10-350	2400	60	1	35	2070×1125×1430	1800	22
39	GV-30/5-350	2000	30	0.5	35	1900×1130×1450	2000	22
40	GV-40/2.5-160	2000	40	0.25	16	1900×1130×1450	2000	22
41	GV-150/3.5-30	2000	150	0.35	3	1900×1130×1450	2000	22
42	GV-70/2.5-80	2000	70	0.25	8	1880×1060×1400	2120	22
43	GV-80/2.5-80	2000	80	0.25	8	1880×1060×1400	2120	22
44	GV-120/3.5-12	3600	120	0.35	1.2	2030×1045×1700	2200	22
45	GV-100/7-25	1200	100	0.7	2.5	2030×1045×1700	1900	30
46	GV-50/5-210	2000	50	0.5	21	1900×1130×1450	2000	30
47	GV-80/5-200	2000	80	0.5	20	1900×1130×1450	2000	22
48	GV-40/5-350	2000	40	0.5	35	1900×1130×1450	2000	30

GZ型隔膜压缩机
GZ Diaphragm Compressor

主要性能参数 main specifications

结构形式：Z型	structure: Z type
活塞行程：70mm ~ 180mm	stroke:70mm ~ 180mm
最大活塞力：10KN ~ 90KN	max piston force:10KN ~ 90KN
最大排气压力：70MPa	max discharge pressure:70MPa
流量范围：0.5 ~ 500Nm^3/h	flow range:0.5 ~ 500Nm^3/h
电机功率：2.2KW ~ 55KW	motor power:2.2KW ~ 55KW
曲轴转速：420rpm	speed:420rpm
冷却方式：水冷/风冷（可选）	cooling method: air/water







GZ series diaphragm compressor parameter table

	Model	Cooling water (L/h)	Flow (Nm³/h)	Inlet pressure (MPa)	Outlet pressure (MPa)	Dimensions L×W×H(mm)	Weight (kg)	Motor Power (kW)
1	GZ-2/3	1000	2.0	0.0	0.3	1200×700×1100	0	2.2
2	GZ-5/0.5-10	200	5.0	0.05	1.0	1400×740×1240	650	2.2
3	GZ-5/13-200	400	5.0	1.3	20	1500×760×1200	750	4.0
4	GZ-15/3-19	500	15	0.3	1.9	1400×740×1330	750	4.0
5	GZ-30/5-10	500	30	0.5	1.0	1400×740×1330	700	3.0
6	GZ-50/9.5-25	600	50	0.95	2.5	1500×760×1200	750	5.5
7	GZ-20/5-25	600	20	0.5	2.5	1400×760×1600	650	4.0
8	GZ-20/5-30	1000	20	0.5	3.0	1400×760×1600	650	5.5
9	GZ-12/0.5-8	400	12	0.05	0.8	1500×760×1200	750	4.0
10	GZ—5/0.5-8	200	5.0	0.05	0.8	1400×740×1240	650	2.2
11	GZ-14/39-45	500	14	3.9	4.5	1000×460×1100	700	2.2
12	GZ-60/30-40	2100	60	3.0	4.0	1400×800×1300	750	3.0
13	GZ-80/59-65	500	80	5.9	6.5	1200×780×1200	750	7.5
14	GZ-30/7-30	1000	30	0.7	3.0	1400×760×1600	650	5.5
15	GZ-10/0.5-10	200	10	0.05	1.0	1400×800×1150	500	4.0
16	GZ-5/8	200	5.0	0.0	0.8	1400×800×1150	500	3.0
17	GZ-15/10-100	600	15	1.0	10	1400×850×1320	1000	5.5
18	GZ-20/8-40	1000	20	0.8	4.0	1400×850×1320	1000	4.0
19	GZ-20/32-160	1000	20	3.2	16	1400×850×1320	1000	5.5
20	GZ-30/7.5-25	1000	30	0.75	2.5	1400×850×1320	1000	7.5
21	GZ-5/0.1-7	1000	5.0	0.01	0.7	1200×750×1000	600	2.2
22	GZ-8/5	1000	8.0	0.0	0.5	1750×850×1250	1000	3.0
23	GZ-11/0.36-6	400	11	0.036	0.6	1500×760×1200	750	3.0
24	GZ-3/0.2	1000	3.0	0.0	0.02	1400×800×1300	1000	2.2
25	GZ-80/20-35	1500	80	2.0	3.5	1500×800×1300	900	5.5
26	GZ-15/30-200	1000	15	3.0	20	1400×1000×1200	800	4.0
27	GZ-12/4-35	1000	12	0.4	3.5	1500×1000×1500	800	5.5
28	GZ-10/0.5-7	400	10	0.05	0.7	1500×760×1200	750	3.0
29	GZ-7/0.1-6	1000	7.0	0.01	0.6	1200×900×1200	800	3.0
30	GZ-20/4-20	1000	20	0.4	2.0	1400×850×1320	750	2.2
31	GZF-42/120-350	1200	42	12	35	900×630×834	420	5.5
32	GZ-7/0.1-6	1500	7	0.01	0.6	1200×900×1200	800	3.0
33	GZ-120/80-85	1500	100	8.0	8.5	1200×900×1200	800	4.0
34	GZ-5/6-10	1000	5.0	0.6	1.0	1200×700×1100	700	2.2
35	GZ-7/50-350	1000	7.0	5.0	35	1150×700×1100	450	3.0
36	GZ-20/7-30	1000	20	0.7	3.0	1400×760×1100	750	4.0
37	GZ-62/40-56	1500	62	4.0	5.6	1200×700×1100	450	3.0
38	GZ-15/10-12	1500	15	1.0	1.2	1200×700×1100	500	3.0
39	GZ-14/6-20	1000	14	0.6	2.0	1200×700×1100	500	2.2
40	GZ-350/120-450	1000	350	5-20	450	2350×1850×1100	7000	37
41	GZ-936/8-8.3	2000	936	0.8	0.83	2100×1500×1700	2000	15

应用领域
Application Area

应用领域	由于隔膜压缩机具有压缩比大，密封性能好，压缩气体不受润滑油和其他固体物质所污染的特点，因此广泛用于食品工业、石油工业、化学工业、电子工业、医学、科研等领域。具体用途包括：易燃、氧化性、毒性和放射性气体；气瓶灌装；气体混合和搅拌系统；气体输送和管道车的填充和卸载；化学和石化气体处理系统；用于电子、气体、半导体和光纤制造的气体；一站式气体发生系统的增压和气体存储；气体回收系统的增压；高压气体存储系统：发电厂的氢气系统；加氢系统；超临界流体和溶剂萃取系统：研究与开发等等。
隔膜压缩机适用介质	空气、氧气、氮气、氦气、氩气、氦气、二氧化碳；（其中氧气压缩机的液压油需用氟油） 氢气、一氧化碳、天然气、甲烷、氯气、氟气、氯化氢、硫化氢、氟化氢等易燃易爆、有害有毒的气体 三氯氢硅、乙烯、丙烯、四氟乙烯、六氟丙烯、三氟化氮等工艺气体； 其他特殊气体和混合气。

Application	The diaphragm compressor has the characteristics of high single stage compression ratio, good sealing performance, compressed gas is not polluted by lubricating oil and other solid substances, so it is widely used in the food industry, petroleum industry, chemical industry, electronics industry, medical, scientific research and other fields. Specific uses include: flammable, oxidizing, toxic and radioactive gases, gas cylinder filling, gas mixing and agitating system, Filling and unloading of gas conveying and piping vehicles, chemical and petrochemical gas treatment systems, gases used in the manufacture of electronics, gases, semiconductors and optical fibers, one-stop gas generation system for pressurization and gas storage,pressurization of gas recovery system, high-pressure gas storage systems: hydrogen systems in power plants, hydrogenation system; Supercritical fluid and solvent extraction systems: Research and development, etc.
Suitable medium	Air, Oxygen, Nitrogen, Helium, Argon, Helium, Carbon Dioxide; (The hydraulic oil of oxygen compressor shall use fluorine oil) Hydrogen, carbon monoxide, natural gas, methane, chlorine, fluorine, hydrogen chloride, hydrogen sulfide, hydrogen fluoride and other flammable, explosive, harmful and toxic gases Trichlorosilane, ethylene, propylene, tetrafluoroethylene, hexafluoropropylene, nitrogen trifluoride and other process gases; Other special gases and mixtures.

售后服务
After-sale Service

服务承诺 Performance pledge

以“合作、共赢”的服务理念，建立了一整套多层次服务体系，成为全套解决方案专家，以精湛的技术和服务回报社会和客户。同时公司开通全国客户服务热线，更好的为广大客户服务，提升服务质量。

国内客户：自接到用户电话4小时内为客户做出明确答复，如需现场售后服务，24小时内达到用户现场。

国际客户：收到用户售后服务请求12小时内给予明确答复，如需出国服务，我方将派送一名技术工程师出国为客户进行售后服务。

售后服务电话：86-516-86622960

投诉邮箱：mail@huayanmail.com

With the service concept of "cooperation and win-win", we have established a set of multi-level service system, become a full set of solutions expert, and repay the society and customers with superb technology and service. At the same time, the company opened the national customer service hotline, better service for our customers, improve the quality of service.

Domestic customers: within 4 hours after receiving the phone call for customers to make a clear answer, if you need on-site after-sales service, within 24 hours to reach the user site.

International customers: give a clear reply within 12 hours upon receipt of customer's after-sales service request. If you need to go abroad for service, we will send a technical engineer to go abroad for customer's after-sales service.

After-sales service telephone: 86-516-86622960

Email: mail@huayanmail.com

售后服务产品 After-sales service product


O-ring


bearing bush


diaphragm


oil overflow valve


diaphargm


piston


piston ring and gasket


joint


check valve


connecting rod


crosshead


diaphragm


gas valve


piston


Eccentric bushing


flange


joint


Copper sleeve

展会活动

A glimpse of the exhibition





压缩机询价须知

REOUIREMENTS FOR COMPRESSOR INQUIRY

客户订购压缩机或询价时，应提供以下基本参数

WHEN A CUSTOMER ORDERS A COMPRESSOR OR AN INQUIRY, THE FOLLOWING BASIC PARAMETERS SHOULD BE PROVIDED

吸气压力 SUCTION PRESSURE MPa(G)	排气压力 DISCHARGE PRESSURE MPa(G)	容积流量（标准状态） VOLUME FLOW (NM^3/H)	压缩介质 GAS MEDIUM
吸气温度 SUCTION TEMPERATURE ℃	压缩机排气温度 DISCHARGE TEMPRETURE ℃	冷却后排气温度 DISCHARGE TEMPRETURE AFTER COOLING ℃	

备注：

1.吸气压力：也称入口压力，即买方气源的压力（在不考虑气源至吸气口之间管路的压力损失时）

The suction pressure is also known as the Intake pressure,or gas inlet pressure （in which the buyer does not consider the loss of pressure pipeline between the gas to the suction port of the gauge or absolute pressure）.

2.吸气温度：也称入口温度，即买方气源的压力（在不考虑气源至吸气口之间管路的湿度损失时）；

Suction temperature: also known as the inlet temperature, that is, the pressure of the buyer's gas source （when the temperature loss of the pipeline between the gas and the suction ports is not taken into account）.

3. 排气压力：也称出口压力，即买方系统所需的最高工作压力；

Discharge pressure: also known as the outlet pressure, the maximum working pressure required by the buyer's system.

4. 压缩机排气温度：也称出口温度，即在压缩机排气口处，气体经压缩后所测量的ZUI高温度，此温度应小于压缩介质所允许的ZUI高温度；

The discharge temperature of the compressor is also known as outlet temperature, which is the highest temperature measured by compression at the outlet of the compressor. This temperature should be smaller than the maximum temperature allowed by the compressed medium.

5. 冷却后排气温度：压缩机排气口排出的高温气体经压缩机自身冷却系统冷却后，供买方使用的气体温度；

The discharge temperature after cooling: the temperature of the gas used by the buyer after the compressor exhaust outlet is cooled by the compressor's own cooling system.

6. 压缩介质（气体）：如是混合气体，应提供各种气体的组分及各种组分所占混合气体的比例；

Compressed gas medium （gas）: if the gas is a mixture of gases, the components of all kinds of gases and the proportion of various components to the mixture should be provided.

7.容积流量：也称排气量，即在上述吸气压力、排气压力时单位时间内所需的气体体积，并说明状态；

Volume flow: Also known as exhaust volume, that is, the gas volume required for the unit time during the above–mentioned inhalation pressure and exhaust pressure, and explain the state.

8. 电气的防爆等级、对自控的具体要求及其他特殊要求；

Electrical explosion–proof grade, specific requirements for automatic control, and other special requirements.

9. 是否对材质有特殊要求？是否有循环水冷却？如无，需要配备风冷却器还是冷水机组冷却器；

Are there any special requirements for the material? Is there circulating water cooling? If not, air cooler or chiller

10.国外订货时应明确动力电的电压及频率。

The voltage and frequency of power electricity should be clearly defined.